

Kliegl 500-750 Watt 6 3/8" Fresnel



SPECIFICATIONS

Fresnel lens spotlights consisting of a sheet steel shell housing reinforced for highest unit strength and masked with efficient light baffles; supported by an iron yoke with spring tension tilt adjustment, and of sufficient length to allow 360 degree rotation; a heat resistant tilt locking knob; lever actuated focusing mechanism with single heat resistant knob located on one side and to the rear of fixture, SPOT and FLOOD position indicator on housing side; an Alzak® aluminum elliptical reflector on a movable carriage; color frame grooves; a medium two pin socket, type TP-22, for a tungsten-halogen 500 watt T4 or 750 watt T5 lamp; a 6 3/8" Pyrex® heat resisting Fresnel lens in a side hinged front door with spring-loaded pin type latch for easy relamping; 36" silicone insulated leads properly stripped and tinned within a high temperature fabric sleeve and fitted with a 20 ampere, 2 pole, 3 wire grounded male connector. Each unit shall be equipped with a "C" pipe clamp, and a safety cable.

Using an EHC 500 watt, 300 hour lamp, this unit shall produce a field angle of 18 degrees in the SPOT position and 62 degrees in the FLOOD position which equals or exceeds 58,000 candle power in the SPOT position and 14,000 candle power in the FLOOD position. Using an EHF 750 watt 300 hour lamp, this unit shall equal or exceed 91,000 candle power in the SPOT position and 22,000 candle power in the FLOOD position. Units shall be Kliegl #3606 Fresnel spotlight.

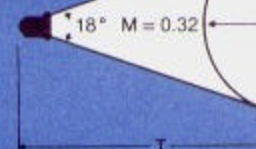
Provide _____ KLIEGL #3606 fixture(s) with _____ color frame and _____ lamp(s) with ANSI code # _____.

Fill in Project Information Here

Kliegl Model

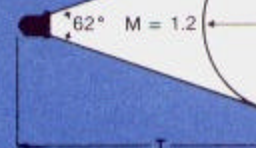
QUICK SELECTOR

SPOT




TYPICAL THROW DISTANCE
5-15 meters; 15-45 feet
Field Dia. (F) = Throw Dist.

FLOOD



TYPICAL THROW DISTANCE
4-10 meters; 10-30 feet
Field Dia. (F) = Throw Dist.



13 1/2"
34 cm
Weight: 13 Lbs. 5

ACCESSORIES

- 13606 Color Frame
- 23606 8 way Barndoor
- 1850 "C" Clamp (furni standard equipm
- 1860C 18" "C" Clamp S
- 1415 18" Spoke Base
- 1420 19" Roller Caster
- 53606 Top Hat
- 14360A Portable Stand A
- 1438 6" Table Base
- 1867 Scenery Clamp

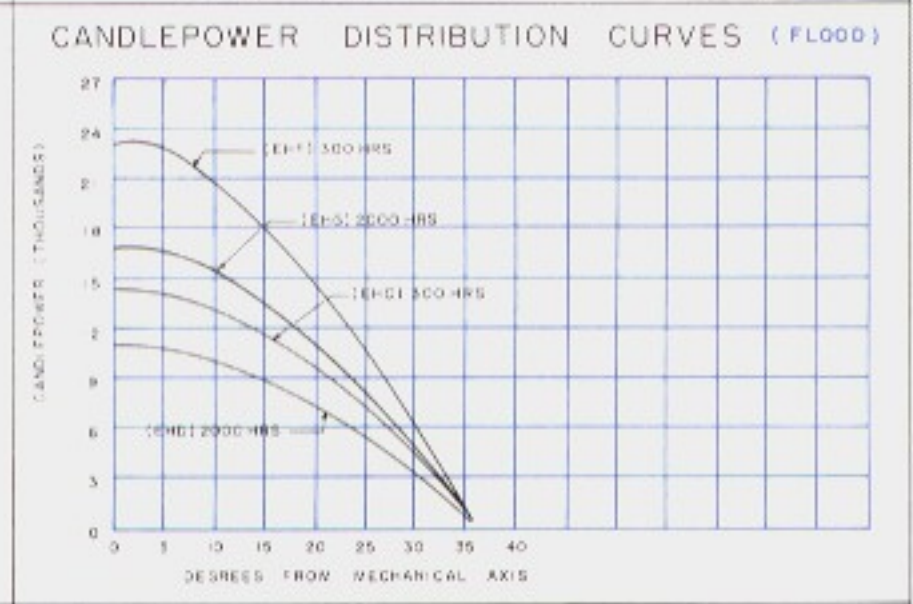

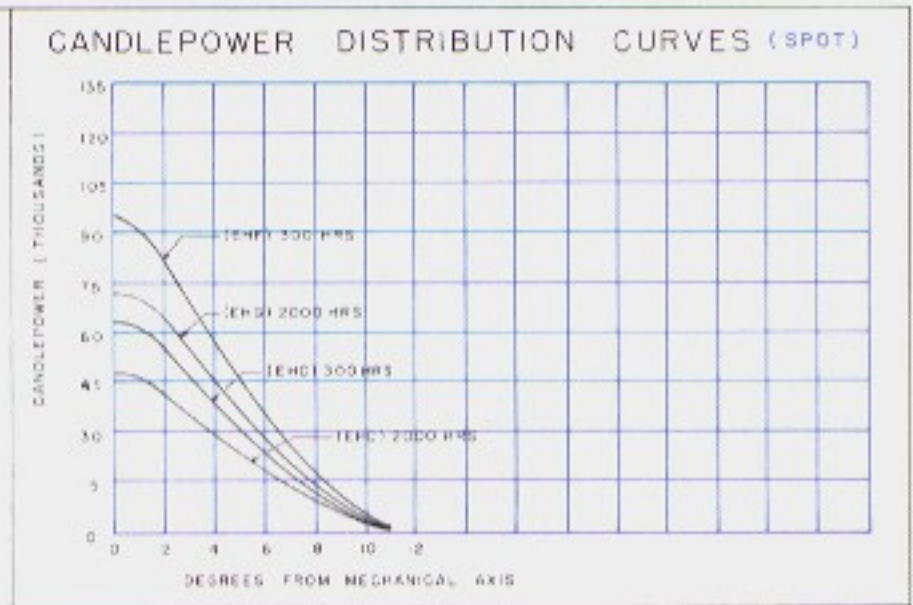

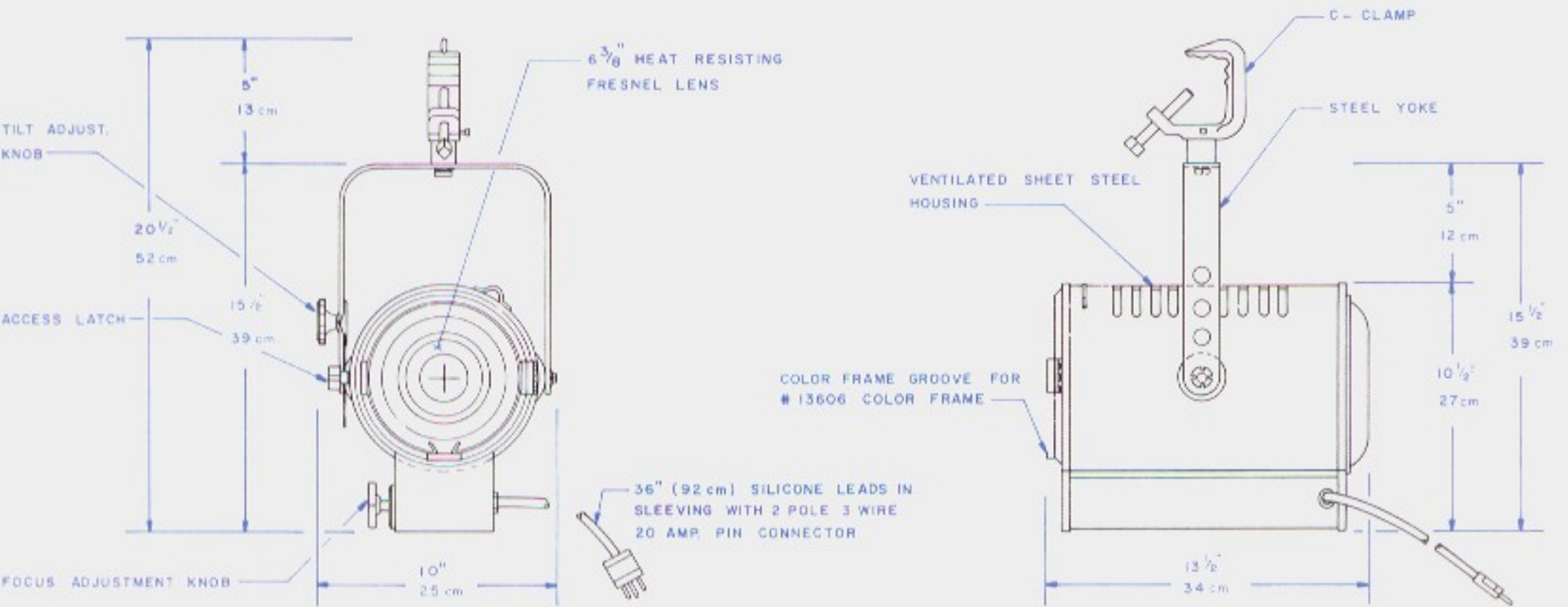
CONNECTOR

- All configurations are U.I
- 955G 2 Pole 3 Wire 20/ Connector
- TLG 2 Pole 3 Wire 20/

Independent Lab. Data

U.L. Listed and Labeled

Union Made in the U.S.A.



LAMP INFORMATION

LAMP ANSI CODE	WATTS	VOLTS	BULB	LIFE (HOURS)	°K	LUMENS
EHD	500	120	T-4	2000	3000	10,000
EHC	500	120	T-4	300	3100	13,000
EHF	750	120	T-4	300	3200	20,000
EHG	750	120	T-5	2000	3000	15,000



32-32 48th AVENUE, LONG ISLAND CITY, NEW YORK 11101
 TEL: (212) 786-7474
 TLX: 960158