


Kliegl 1000 watt 6" Wide Angle Klieglight

Kliegl Models 1357
1357



SPECIFICATIONS

Ellipsoidal reflector spotlights to consist of an aluminum and sheet steel housing, ventilated so that the ambient temperature of the sockets shall not exceed 275°C. Access for relamping and maintenance is by means of hinged rear body with quick acting latch. Fixture support shall be a rigid iron yoke with "C" clamp for up to 2" pipe. Provide wood grip handle. Total fixture weight shall not exceed 24 pounds. Optical train shall contain a specular Alzak® aluminum, ellipsoidal reflector; pattern slot; four framing shutters of titanium alloy stainless steel with insulated adjustment handles; dual 6" diameter heat resisting piano-convex lenses and an adjustable lens tube for focusing. Electrical system to be grounded and consist of 2 single pole, recessed contact sockets (for a 1000 watt, T6 tungsten halogen lamp) attached to 36" silicone rubber leads (UL type SF2, 200°C, fated) in high temperature sleeving and terminating in a 2 pole, 3 wire 20A pin connector. With an EHS 1000 watt, 500 hour lamp the unit shall produce a field angle of 27° which equals or exceeds 68,000 candlepower and shall meet all performance standards listed in the manufacturer's current catalog for this item. Unit to be Kliegl #1357/6W.

Provide _____ Kliegl #1357/6W fixtures, each furnished with _____ color frame(s) and _____ lamp(s) with ANSI code # _____.

NOTES

To specify an iris shutter delete "pattern slot" from the specification, add "iris shutter" and change catalog number to Kliegl #1357I/6W.

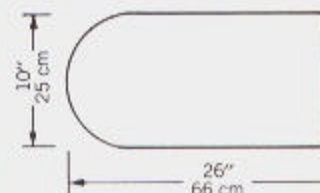
Standard equipment includes "C" clamp and 2 pole, 3 wire 20A pin connector. Lamps, color frames or other required accessories must be listed in the specification and will be furnished at additional cost.

Fill in Project Information Here

QUICK SELECTOR GUIDE



TYPICAL THROW DISTANCE
5-15 meters; 20-50 feet
Field Dia. (F) = Throw Distance (T)



Weight: 24 Lbs. 10.8 Kgs

ACCESSORIES


11357/6	Color Frame
31357	Pattern Holder
41357	Set of 16 Patterns
1850B	"C" Clamp (furnished as standard equipment)
1860C	18" "C" Clamp Side Arm
1415	18" Spoke Base Floor Stand
1420	19" Roller Caster Floor Stand
51357/6	Top Hat

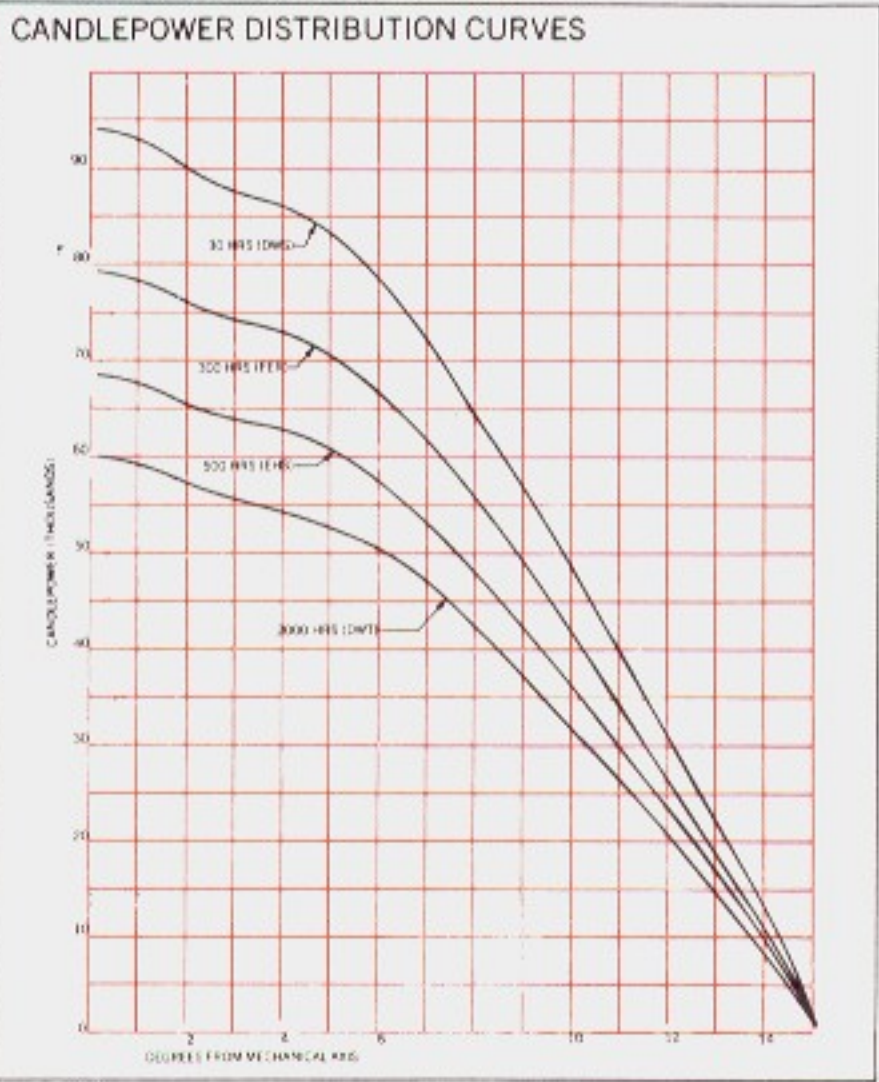

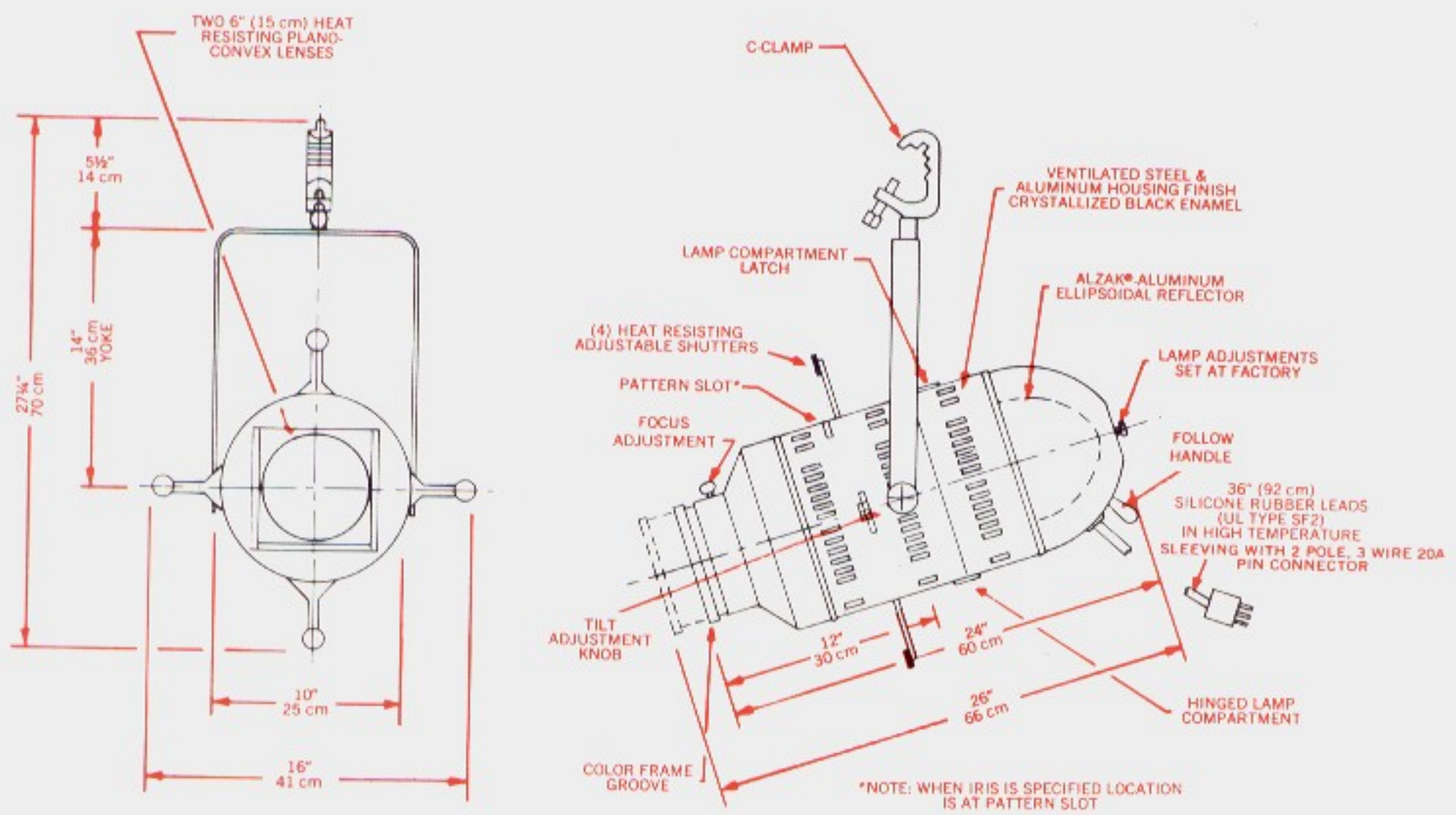
For color changers, color wheel special fasteners refer to Kliegl Accessories Catalog.

CONNECTORS

955G	2 Pole 3 Wire 20A Pin Connector (furnished as standard Equipment)
T10	2 Pole 3 Wire 20A Twist

Kliegl Models 1357/6W 1000 watt 6" Wide Angle Klieglight

Data From ETL Report #404833-A  U.L. Listed and Labeled Union Made in the U.S.A.



LAMP INFORMATION

LAMP ANSI CODE	WATTS	VOLTS	BULB	LIFE (HOURS)	°K	LUMENS
DWS	1000	120	T-6	30	3400	33000
FER	1000	120	T-6	300	3200	28000
EHS	1000	120	T-6	500	3100	24000
DWT	1000	120	T-6	2000	3000	21000